

Analysis of Low Carbon High Performance Concrete

Neelam Nagraj Petkar, Dr. H. S. Chore, Prof. Smita Patil

Abstract— Concrete is an environmental friendly material and the overall impact on the environment per ton of concrete is limited. Concrete accounts for large percentages of both resources input and CO₂ emission. Industrial by products such as Blast furnace slag, flyash, silica fume & engineering materials metakolin have conventionally been used for concrete as supplementary cementitious materials primarily from the aspect of the effective utilization of industrial waste. Considering natural resources conservation and prevention of global warming, new tailor made material which does not generate extra CO₂ emission should be urgently established in concrete-related industries. This paper profiles various high grade of concrete M60 to M80 & analysis of CO₂ emulsion and implement reduction of CO₂ load on environment by employing the best cementitious substitutions.

Index Terms— High performance concrete, Low carbon concrete, CO₂ emulsion, tailor made materials.

I. INTRODUCTION

Concrete is by far the most important, most versatile, and most widely used building material worldwide. It is an engineered material, which means that we can design mixes to satisfy almost any set of reasonable performance specifications. Portland cement is and will remain a major construction material of choice in civil engineering construction. Unfortunately, cement manufacturing released approximately 1 ton of CO₂ into the atmosphere during the production of 1 tonne of cement. Thus partial replacement of Portland cement in mortar/concrete by mineral by-product such as flyash, slag, silica fume & engineering material like metakolin etc. can significantly reduce CO₂ emission. Cement manufacturing is a source of greenhouse gas emissions, accounting for approximately 7% to 8% of CO₂ globally. [2,3,4,7] The cement industry has made significant progress in reducing CO₂ emissions through improvements in process and efficiency, but further improvements are limited because CO₂ production is inherent to the basic process of calculating limestone. [8, 11, 17]

Following are the steps to decrease the total amount of CO₂ product by the global cement industry would be [5, 9, 26]

Manuscript received November 05, 2014.

Neelam Nagraj Petkar, P.G. Student, Department of Civil Engineering, Datta Meghe College of Engineering, Airoli, Navi Mumbai 400708.

Dr. H. S. Chore, Professor and Head, Department of Civil Engineering, Datta Meghe College of Engineering, Airoli, Navi Mumbai 400708.

Prof. Smita Patil, Asst. Professor, Department of Civil Engineering, Datta Meghe College of Engineering, Airoli, Navi Mumbai 400708A. Steps to decrease CO₂

- 1) Decrease the proportion of cement in Concrete.
- 2) Decrease the proportion of calcined materials in cement.
- 3) Decrease the number of buildings using cement. Rammed earth where soil is compressed within a formwork to create a concrete like mass.
- 4) Longer – term decrease in living standard for humans and a global decrease in per-capita cement consumption.

B. Present study

In this study considering the first step proportion of cement is replace by 30%, 35%, 40%, 45%, 50% by combine percentage of flyash & various mineral admixture like silica fume, UFGGBS, Metakolin for making concrete of Grade M60, M70, M80, and analyzing the carbon emulsion for the mix.

II. MATERIAL STUDY

There IS 456: 2000 permits usage of FA, SF, MK, GGBS, and Rice Husk Ash (RHA) as mineral admixtures. The advantage of mineral admixtures in concrete is in two ways: To replace cement to a certain percentage, and to impart strength in the form of secondary hydration. How much cement replacement can be done depends on the type and characteristics of pozzolana selected. Because of these advantages mineral admixtures are being used in concrete at construction sites and in ready mixed concrete. [1, 12, 13, 16]

To use these materials in concrete, IS specifies required properties in the respective codes. IS 3812, IS 15338 and IS 7668 (under circulation) are meant for FA, SF and MK respectively. There is no IS code for specifications of GGBS and RHS to use in concrete. However, they can be used in concrete as per IS 456:2000 if they are satisfying the desired required properties of concrete. Most of these materials except GGBS are siliceous in nature and fine to microfine (from 300 m²/kg to 700 m²/kg) in nature. No doubt, addition of these materials enhances mechanical properties of concrete. Recent studies indicate although these materials help to enhance strength and reduce permeability to some extent still considerable micro pores are left over and the interfacial zone between aggregate and paste may not be fully intact. [25,28] Further pozzolana may affect some properties like workability, water requirement, cohesiveness, flow ability etc. which need to be taken care of tailor made Microfine materials play a significant positive role to improve in these cases particularly particle packing in concrete. [12,14,15]

The use of these materials in partial replacement of cement in concrete have numerous benefits: reduced greenhouse gas emissions environmentally-friendly concrete with excellent long-term strength and durability characteristics reduced energy consumption and lessened pressure on natural

resources. [21, 24, 27]

A. FLYASH

Fly ash one such material obtained by combustion of coal. It is finely divided residue and transported by fuel gas. India is a resourceful country for fly ash generation with an annual output of over 110 million tons, but utilization is still below 20% in spite of quantum jump in last three to four years. Availability of consistent quality fly ash across the country and awareness of positive effects of using fly ash in concrete are pre-requisite for change of perception of fly ash from 'A waste material' to 'A resource material'. Now a day's due to strict control on quality of coal and adopting electrostatic precipitators, fly ash of consistent quality is separated and stocked, and it is gaining popularity as a good pozzolonic material for partial replacement of cement in concrete. [6, 10, 14, 19]

Physical Properties mentioned in Table no 1. Distinctive chemical composition mentioned in Table no 2. Distinctive Particle Size Distribution of cementitious materials mentioned in Chart 1.

B. SILICA FUME

Silica fume, also known as Micro Silica, is a fine-grain, thin, and much-surface area silica. Silica fume consists of fine vitreous particles with a surface area on the order of 215,280 ft²/lb. (20,000 m²/kg) when measured by nitrogen adsorption techniques, with particles approximately one hundredth the size of the average cement particle. Silica fume is a byproduct of producing silicon metal or ferrosilicon alloys. [20, 22]

Physical Properties mentioned in Table no 1. Distinctive chemical composition mentioned in Table no 2. Distinctive Particle Size Distribution of cementitious materials mentioned in Chart 1.

C. METAKOLIN

Metakaolin is a dehydroxylated form of the clay mineral kaolinite. Rocks that are rich in kaolinite are known as china clay or kaolin, traditionally used in the manufacture of porcelain. The particle size of Metakaolin is smaller than cement particles, but not as fine as silica fume. High Reactive Metakaolin (HRM) is a quality enhancing pozzolana. HRM is manufactured from natural kaolin, which is available in abundance in the country. [18, 24] It is produced by calcinations of natural kaolin at a temperature of 650°C to 700°C through either dry process or wet process.

Physical Properties mentioned in Table no 1. Distinctive chemical composition mentioned in Table no 2. Distinctive Particle Size Distribution of cementitious materials mentioned in Chart 1.

B. UFGGBS

Fly Ground Granulated Blast furnace slag (GGBS) is a byproduct for manufacture of pig iron and obtained through rapid cooling by water or quenching molten slag. If slag is properly processed then it develops hydraulic property and it can effectively be used as a pozzolonic material. [25, 27, 28] However, if slag is slowly air cooled then it is hydraulically

inert and such crystallized slag cannot be used as pozzolonic material. Though the use of GGBS in the form of Portland slag cement is not uncommon in India, experience of using UFGGBS as partial replacement of cement in concrete in India is scanty. [23, 29, 30, 31]

Physical Properties mentioned in Table no 1. Distinctive chemical composition mentioned in Table no 2. Distinctive Particle Size Distribution of cementitious materials mentioned in Chart 1.

Physical analysis	OP C	Fly ash	Silica Fume	UFG GBS	Meta -kolin
Surface area cm ² /gm.	4000	2600	16900	11500	10500
Specific Gravity	3.15	2.2	2.23	2.45	2.6
% Passing 45 μm sieve	93	95	98	100	100

Table no -1: Distinctive Physical properties

Chemical Analysis	OPC	Fly ash	Silica Fume	UFGG BS	Meta -kolin
CaO %	61.43	1.64	0.65	32.3	0.68
Al ₂ O ₃ %	5.35	25.43	0.15	19.2	29.79
Fe ₂ O ₃ %	3.35	7.55	0.85	1.9	1.32
SO ₃ %	2.59	0.33	0	0.6	-
MgO %	2.59	1.8	2.54	8.6	0.35
SiO ₂ %	20.77	57.25	90.4	34.5	62.68

Table no -2: Distinctive chemical composition

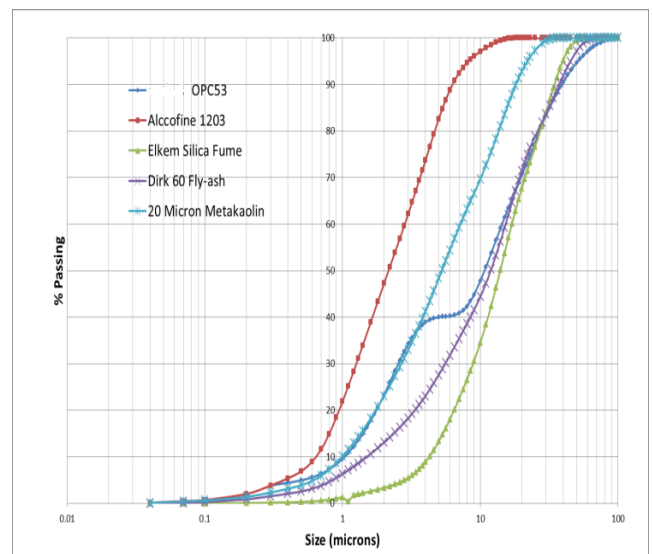


Chart -1: Distinctive Particle Size Distribution of cementitious materials

III. EXPERIMENTAL STUDY

To analysis carbon emulsion for production of concrete, concrete of M60, M70 and M80, is considered with the desired specification of constant slump flow 600mm after 30min. The mix proportion followed and the results obtained are presented in the Tables no 4 and 5 respectively.

A. MATERIALS USED

The Cement : Ordinary Portland cement 53 Grade

Coarse Aggregate: Granite conforming IS: 383-1970 (both 12&20 mm)

Manufactured Aggregate: Crushed sand of Zone II conforming IS: 383-1970

Water: Potable water conforming IS: 456-2000

Mineral Admixtures: Fly ash (FA): Dirk P60 Conforming IS: 3812 part 1

Microfine Ground Granulated Blast furnace Slag:

Chemical Admixture: Super Plasticizer Glenium B233, BASF

The moulds with standard dimensions i.e. 150×150×150 mm were filled with concrete in 3 layers by poking with tamping rod and vibrated by the table vibrator. The vibrator was used for 30 second and it was maintained constant for all specimens. The samples (cubes) were air dried for a period of 24 hours and then, they were weighed to find out their weight prior curing. Thereafter, they were immersed in water. The cubes were allowed for 7 and 28 days' curing while the cylinders were also allowed for 7 and 28 days' curing. The samples were tested for their respective strengths.

GRADE	M60	M70	M80
SLUMP	600 mm after 30min		
A/C	3.4	3	2.6
W/C	0.27	0.25	0.23
F.A %	43	38	35
CAI %	28	31	32
CAII %	29	31	33

Table no -4: Mix Proportion for difference Grade of Concrete.

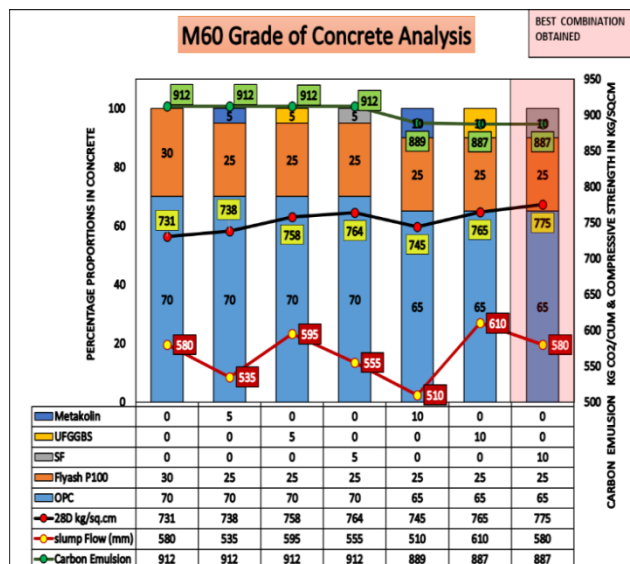


Chart -2: Analysis results of M60 Grade of Concrete.

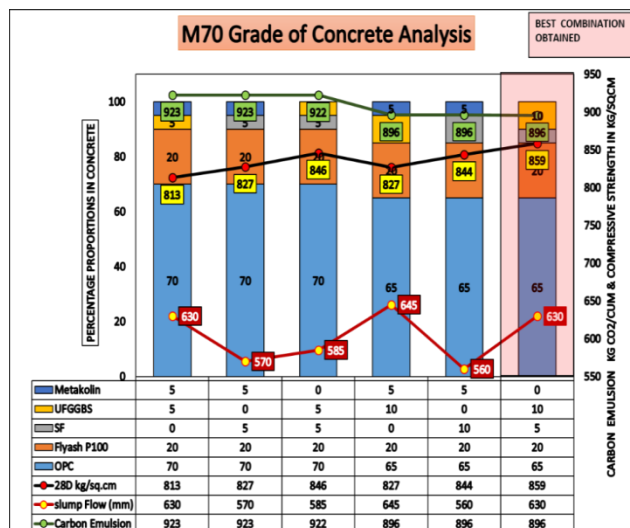


Chart -3: Analysis results of M70 Grade of Concrete.

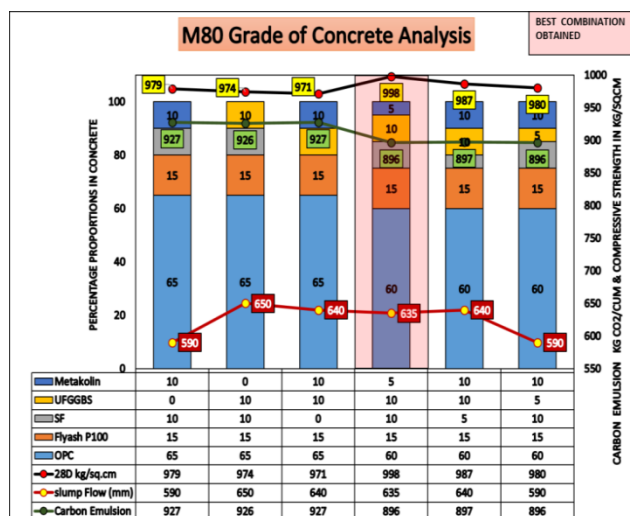


Chart -4: Analysis results of M80 Grade of Concrete.

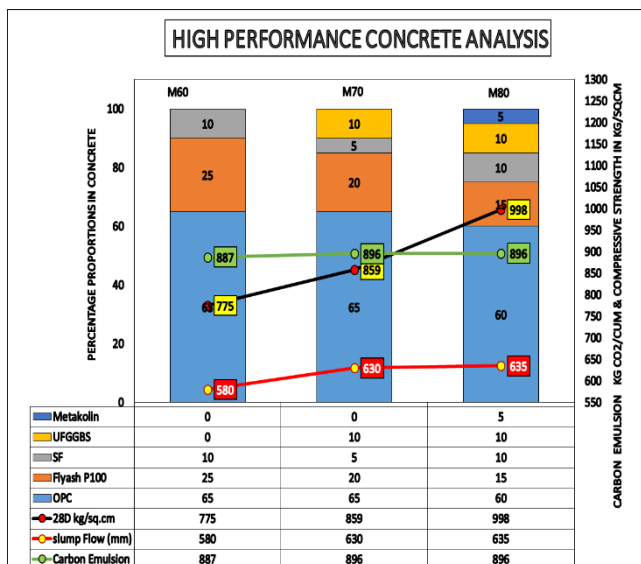


Chart -7: Analysis results of different Grade of Concrete.

IV. CONCLUSION

The Experiments with these different grades of concrete i.e. M60, M70, M80, suggest that a subsidiary replacement of cement using different cementitious materials like Fly Ash, Ultrafine Silica Fume, Ground Granulated Blast Furnace Slag and Metakoline resulted in best concrete strength as well as an impactful reduction in carbon emulsion. It is been thus concluded that for various grades out of all combination either of one combination was found to be good in terms of strength with constant carbon emulsion of 875 + 25 kg CO₂/cum and constant slump flow 600mm after 30min. The following are as concluded:

For:

1. M60 – 7th combination: 10% Silica Fume & 25% Fly Ash
2. M70 – 6th combination: 10% UFGGBS, 5% Silica Fume & 20% Fly Ash
3. M80 – 4th combination: 5% Metakoline, 10% UFGGBS, 10% Silica Fume & 15% Fly Ash.

Thus in view of environmental impact and demand of high performance concrete above studies have experimented that high performance concrete can be achieved with constant carbon emulsion analysis.

V. FUTURE SCOPE OF WORK

Based on above study further analysis can be done on carbon emulsion with energy consumption and strength factor based on flexural, Split tensile strength.

VI. ACKNOWLEDGEMENT

At the outset, I would like to express, my personal gratitude for the overwhelming support and encouragement we have received from one and all.

We express my gratitude with reverence towards Mr. C.M. Dordi (Technical Advisor, PQM & CS department, Ambuja Cements, Mumbai) for their cooperation and the facilities they extended to us during this work. We would like to thank Mr. Shrikant Varpe (Deputy Manager) for his constant

support in clarifying the all the doubts that our encountered during literature review and while working in the laboratory. We are short of words to express our sincere gratitude to all the staff of Concrete Lab. Without their active support it was not possible to initiate the research work.

We also like to thank all the civil engineering technical and non-technical staff for giving the support when we needed.

Finally we express our sincere thanks to all those people who valuable time, suggestion directly and indirectly to us to achieve our aim. It is a great sense of accomplishment to express our sincere gratitude to our respected Project Guide prof. Mrs. Smita Patil for their constant interest, encouragement and valuable guidance during completion of project. We would like to extend our gratitude to Head of Department of civil engineering Prof. Dr. H.S.CHORE who gave us valuable suggestion.

We are grateful to Dr. S. D. SAWARKAR, Principal for providing the required in accomplishing the desired task

The many other persons who have contributed both verbally and in written are thanked for their guidance and interest.

REFERENCES

- [1] Application Of Ground Granulated Blast Furnace Slag In High-Performance Concrete In China Wang Ling, Tian Pei, And Yao Yan International Workshop On Sustainable Development And Concrete Technology In Beijing, May 20-21, 2004.
- [2] Energy Efficiency and CO₂ Emissions from the Global Cement Industry Michael Taylor, Cecilia Tam and Dolf Gielen Iea-Wbcsd Workshop: Iea, Paris, 4-5 September 2006.
- [3] Low Carbon Concrete – Options for the Next Generation of Infrastructure Don Wimpenny. Concrete Solution 2009.
- [4] Low Carbon Concrete Using Ggbs & Flyash Koji Sakai, Takeju Matsuka Ace Workshop, 11-12 Oct 2010 Corfu 2010.
- [5] A Study On Effect Of Carbonation On The Properties Of Concrete D Bhunia, S B Singh, A Imam Ukieri Concrete Congress- Innovations In Concrete Construction 2013.
- [6] Shrinkage In Concrete Containing Fly Ash Souptik Sarkar, Aritra Halder Shashank Bishnoi Ukieri Concrete Congress- Innovations In Concrete Construction 2013.
- [7] Low Carbon Cements And Concrete In Modern Construction A John W Harrison Ukieri Concrete Congress- Innovations In Concrete Construction 2013.
- [8] Low Carbon Concrete: Research With Non- Portland Cements K A Paine, S Ioannou, K Abora K Quillin Ukieri Concrete Congress- Innovations In Concrete Construction 2013.
- [9] Using Fly Ash To Achieve Low Embodied Carbon Dioxide Concrete M R Jones, Md Newslands Ukieri Concrete Congress- Innovations In Concrete Construction 2013.
- [10] Sustainable Use of Fly Ash in Engineering J Bai, I Skidmore Ukieri Concrete Congress- Innovations in Concrete Construction 2013.
- [11] Low Carbon Cements and Concrete: An Overview and a Practical Approach J Tritthart, L Neunteufel J Juhart Ukieri Concrete Congress- Innovations in Concrete Construction 2013.
- [12] Influence Of Mineral And Chemical Admixtures On The Packing Density Of High Strength HPC Jeenu G, P Vinod, Lalu Mnagal International Journal Of Civil Engineering And Technology (IJCIET) Volume 4, Issue 1, January- February (2013), Pp. 16-24 2013.
- [13] Studies On Strength & Corrosion Properties Of Ternary Blended Concrete R Rathan Raj, E B Perumal Pillai, A R Santhakumar International Journal Of Engineering Research And Development (IJERD) : Volume 6, Issue 2, Mar-2013, Pp 53-62 2013.
- [14] Utilization Of Fine And Ultrafine Fly Ash And Slag Material M N Akhtar, O Hattamleh J N Akhtar Ukieri Concrete Congress- Innovations In Concrete Construction 2013.

- [15] Use of Ultrafine Cementitious Material in Concrete N V Nayk, Manish Mokhal Ukieri Concrete Congress- Innovations in Concrete Construction 2013.
- [16] Utilisation Of Blast Furnace Slag – A Waste Industrial By Product As An Aggregate Concrete For Sustainable Construction Arun D Pofale Mohammed Nadeem Ukieri Concrete Congress- Innovations In Concrete Construction 2013.
- [17] Low Carbon Concrete Using Ggbs. Ashok Kumar Tiwari, Abhishek Bhattacharya Ukieri Concrete Congress- Innovations in Concrete Construction 2013.
- [18] Evaluation Of Service Life Of Reinforced Concrete In The Middle East - Preliminary Results Mohamad Nagi, Usama Jacir, Yassar Abu Rous, Hussein Basma, James Aldred, Elias Saqanand Dr. Suru Shah Symposium On R. N. Raikar Memorial International Conference 20-21, December 2013.
- [19] Durability Studies On Concrete With Fly Ash & Ggbs A.H.L.Swaroop1, K.Venkateswararao2, Prof P Kodandarama3 International Journal Of Engineering Research And Applications (IJERA) , Vol. 3, Issue 4, Jul-Aug 2013, Pp.285-289 2013.
- [20] Guidelines On Composite Pavement – Design And Evaluation Of Composite Pavement Sutander Kumar, Parveen, Sachin Dass, Aniket Sharma International Journal Of Engineering Research And Development (Ijerd): Volume 6, Issue 2, Mar-2013, and Pp 28-36 2013.
- [21] High Performance Concrete In Modern Constructions By Using Low Carbon Cement – With Reference To Portland Slag Cement Sairamesh Mallikarjunan1, Shreesh Anant Khadilkar2, Hemant Sahu1 Ukieri Concrete Congress- Innovations In Concrete Construction 2013.
- [22] Influence of Mineral Addition on the Performance of Concrete D Benchiheub, C Amouri, H Houari Ukieri Concrete Congress- Innovations in Concrete Construction 2013.
- [23] Utilization Of L D Slag For The Production Of Portland Cement Clinker A K Singh, N C Kukreti, V Chandraker, Manish Bauri, T Biswas & Kiran D Patil 13th Ncb International Seminar On Cement And Building Materials 19-22 November 2013, New Delhi, India 2013.
- [24] CO₂-Binding By Concrete – Carbonation Speed, Degree And Binding Capacity C J Engelsen1 And H Justnes1 13th NCB International Seminar On Cement And Building Materials 19-22 November 2013, New Delhi, India 2013.
- [25] Laboratory Investigation of High Performance Concrete for Highway Pavements Sanjay Srivastava, S Jain1, M P S Chauhan Ukieri Concrete Congress- Innovations in Concrete Construction 2013.
- [26] Uncertainties in Prediction and Evaluation of Carbonation Propagation: Recent Developments S Mandal Ukieri Concrete Congress- Innovations in Concrete Construction 2013.
- [27] Improving the Sustainability of Concrete Structures P-C Aitcin, S Mindess, a Tagnit-Hamou Ukieri Concrete Congress- Innovations in Concrete Construction 2013.
- [28] High Strength Green Concrete Ashish Gupta, A K Nigam, A K Srivastava, Abhai Kumar Verma, M K Sharma, Priyam Gupta, Prianshu Shukla Ukieri Concrete Congress- Innovations In Concrete Construction 2013.
- [29] Improvements in Performance of Concrete Using Ultrafine Slag Cyrus Dordi, an N Vyasa Rao Ukieri Concrete Congress- Innovations in Concrete Construction 2013.
- [30] Trailblazing Cementitious Binders Anuj Choudhari, Bhupinder Singh Ukieri Concrete Congress- Innovations in Concrete Construction 2013.
- [31] Study On Durability Of High Performance Concrete With Alccofine And Fly Ash Yatin H Patel, P.J.Patel, Prof. Jignesh M Patel, Dr. H S Patel International Journal Of Advanced Engineering Research And Studies Ijaers/Vol. Ii/ Issue Iii/April-June, 2013/154-157 2013 M. Kohubu, "Fly ash and fly ash cement", *Proceedings of the Fifth International Symposium on the Chemistry of Cement, Cement Association of Japan, Tokyo*, IV, pp.75-105, 1969.